

SCT Series Split Core CT's

Fastron
Electronics

The most compact and flexible Split Core CT's on the Market with Custom Output types available!

Specifications

Insulation: 0.66kV

Isolation : 3kV (Category II)

Overrange : 1.2 x I_{pn}

Operating Frequency: 50/60Hz

Operating Temperature: -15 +45°C

Flame Retardant Properties: UL94 V0 Enclosure

Certification: CE, UL

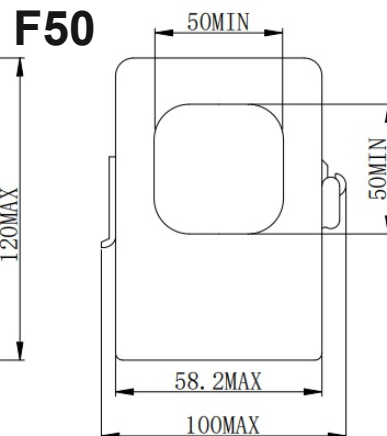
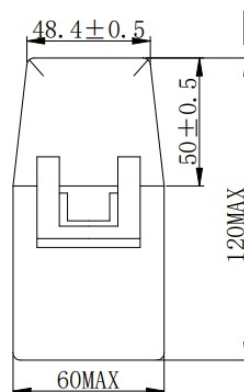
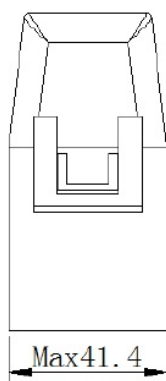
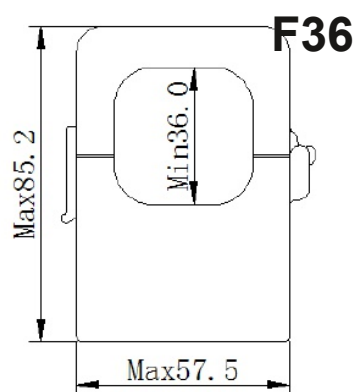
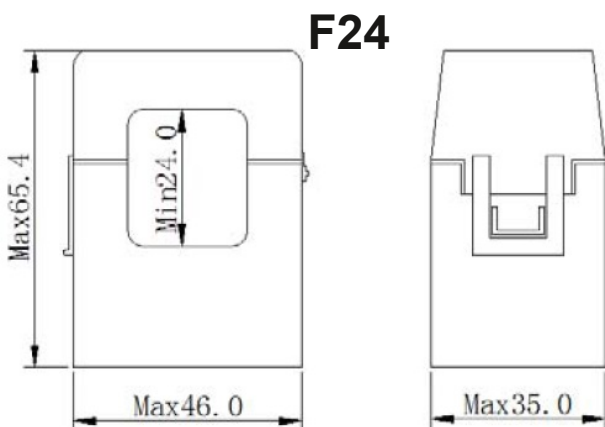
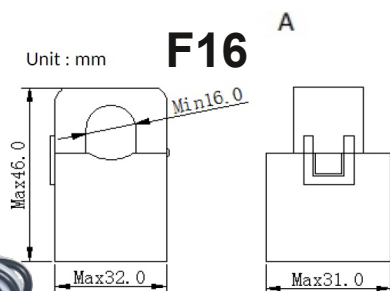
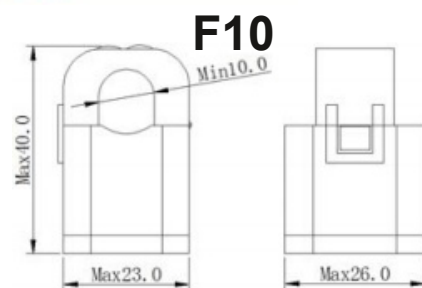
Aperture Sizes: 10mm, 16mm, 24mm, 36mm, 36mm

Measurement Ranges: 1 Amp(F10) - 1000 Amp (F50)

Output

Standards: EN60044-1:1999+A1:2000+A2: 2003

EN61869-1:2009, EN61869-2:2012 CE,ETL



Series	Aperture	Weight	Primary Range	Range on Secondary	Cable Length	Accuracy	Burden (Class 1)
F10	10mm	80g	1- 75 Amp	0.333V, Custom	0.5M	Class 1	N/A
F16	16mm	150g	1 - 175 Amp	0.333V, 1A, 5A, Custom	0.5M	Class 1	N/A,1.5VA,1VA
F24	24mm	180g	100 - 300 Amp	0.333V, 1A, 5A, Custom	0.9M	Class 1	N/A,1.5VA,1VA
F36	36mm	450g	100 - 630 Amp	0.333V, 1A, 5A, Custom	0.9M	Class 1	N/A,2VA,1.5VA
F50	50mm	1000g	100 - 1000 Amp	0.333V, 1A, 5A, Custom	0.9M	Class 1	N/A,2VA,1.5VA

Notes: F16 Series under 100 Amp are only available with 1 Amp or 0.333V secondary, F10 Can not be 5 Amp Output

F36-XXX-5A Series 400 Amp and above have 1.5VA Burden, Otherwise 1VA

Ordering: SCT-F16-100-0.333V = 16mm Aperture, 100 Amp Primary, 0.333V Secondary/Output (300:1)

Custom: SCT-F36-400-133mA = 36mm Aperture, 400 Amp Primary, 0.133mA Secondary/Output (3000:1)

SCT Series Split Core CT's

Application Notes:

F10, F16, F24, F36, F50 Series:

The Arrow marked in the plastic moulded case points towards the load. I.e. away from the mains circuit

CT's are available in different terminal designations. For UK, Australia and USA we use S1,S2 for CT secondary Output terminals.

For Europe they use K and L

CT cable colours can vary for certain markets. We sell both S1 = RED, S2 = Black and S1 = BLACK and S2 = RED. with the former being the most common. If in doubt refer to the label on the CT itself for the exact output direction.

The CT standard design is as below. If the CT is exporting rather than importing it means either the terminals are reversed or the direction of current flow through the CT is incorrect. Both situations will cause the CT to import when it should export.

Terminals S1/S2 (k/l)

The connections of the primary winding are designated "K" and "L" or "P1" and "P2", and the connections of the secondary winding are designated "k" and "l" or "S1" and "S2". The polarity must be established such that the "flow direction of the energy" runs from K to L.

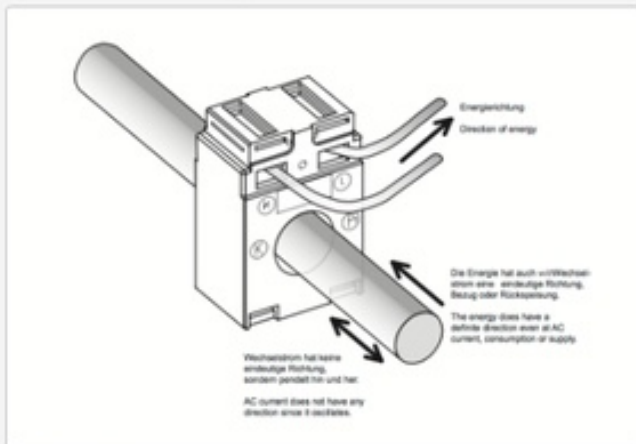


Fig.: Installation orientation of current transformers

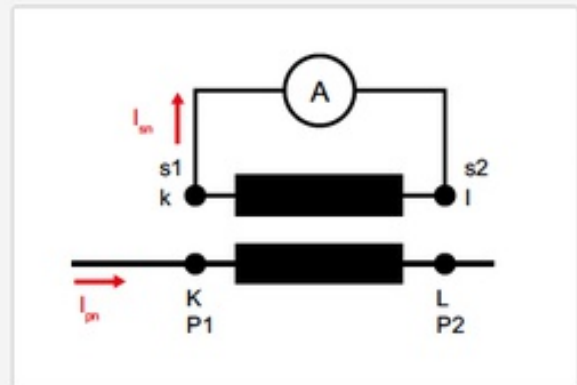


Fig.: Direction of energy flow

Fastron

Electronics

- Power Semiconductors
- Electrical Measurement
- Process Control